

WorkCat 20



PRINCIPAL PARTICULARS

Length Overall:	20.20	metres
Length Waterline:	19.45	metres
Load Line Length:	19.20	metres
Moulded Beam:	7.50	metres
Maximum Draught:	1.84	metres

CAPACITIES

Fuel Oil:	6,000	litres
Fresh Water:	200	litres
Black Water:	200	litres
Deck Cargo:	15.0	tonnes
Crew:	3	persons

MACHINERY

Main Engines:	2 x MTU 10v 2000M72
Propulsion:	2 x 5 Blase FPP or waterjets

PERFORMANCE

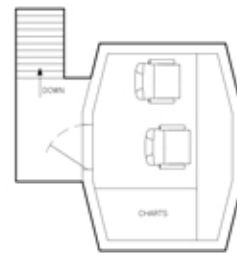
Max. Speed:	25.0	knots
Service Speed:	20.0	knots

CONSTRUCTION

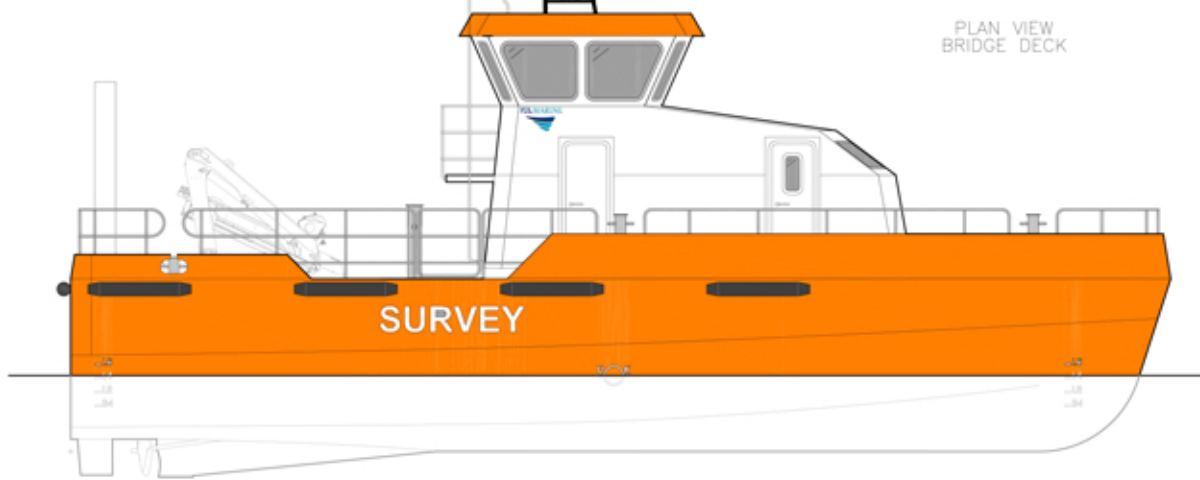
Maine Grade Aluminium

DESIGN STANDARD

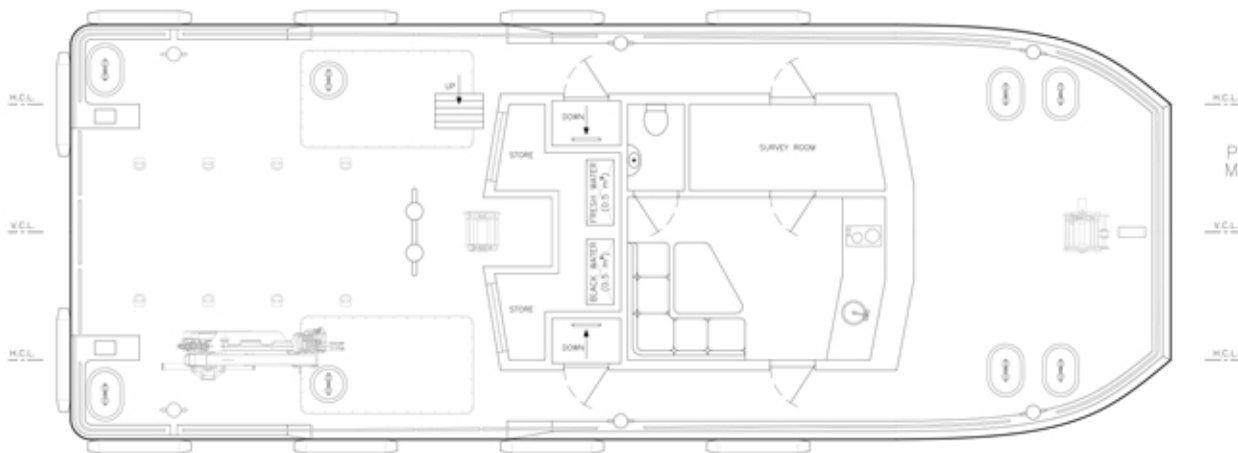
Lloyds Register, Bureau Veritas, or DNV



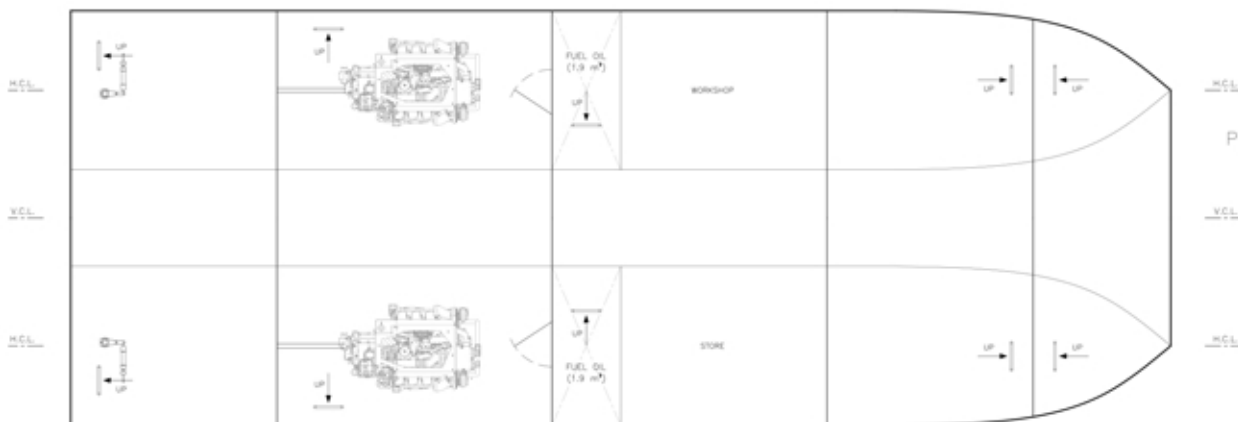
PLAN VIEW
BRIDGE DECK



OUTBOARD
PROFILE



PLAN VIEW
MAIN DECK



PLAN VIEW
HULL